

No. PDMA (SINDH)/(SITREP)/2022/2227

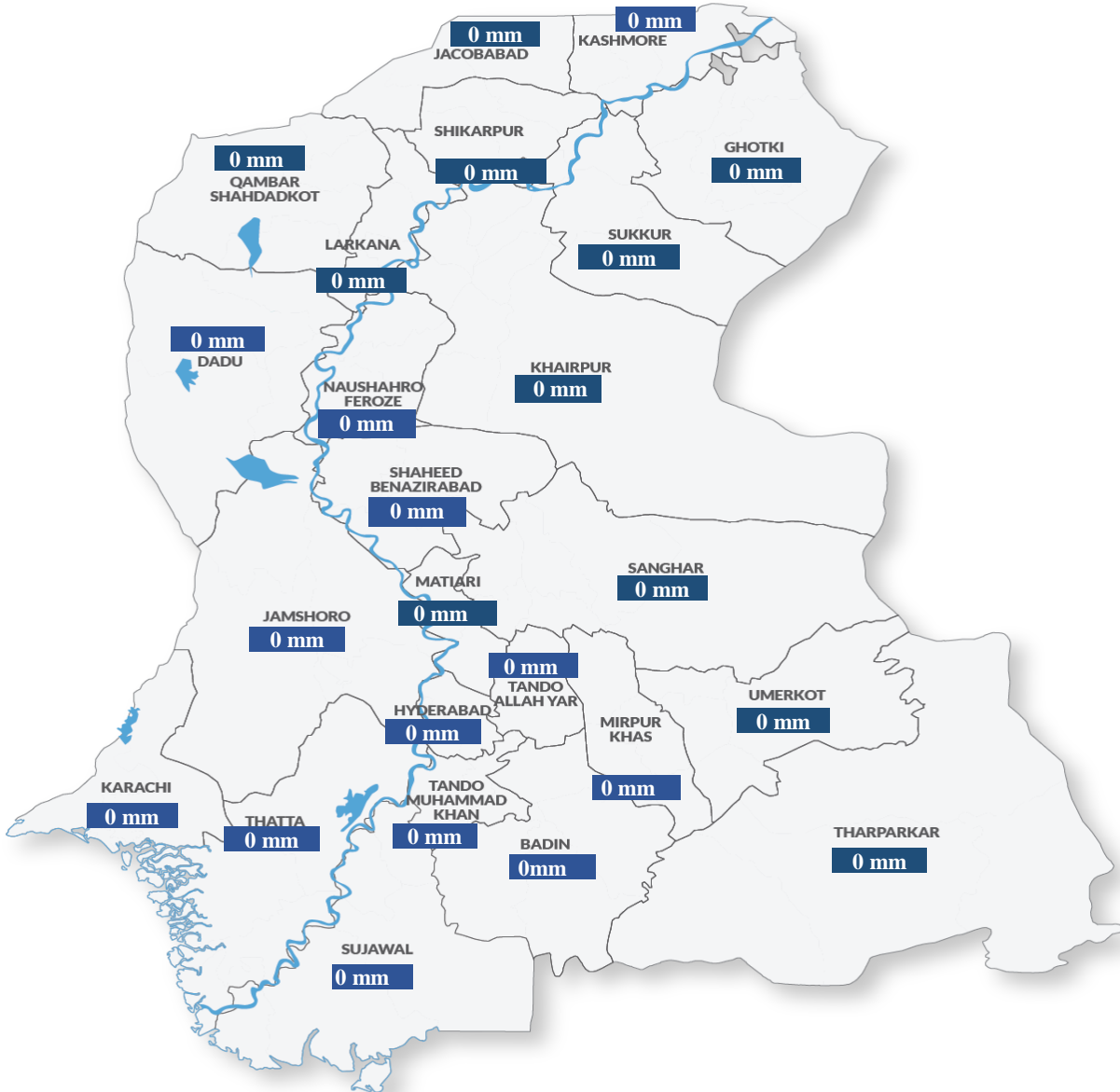
February 05, 2023

Period Covered: 22:00 hrs. 20-06-2022 to 04-02-2023 22:00 hrs.

DAILY SITUATION REPORT

Weather Situation Overview

Rainfall in Average (last 24 hrs.)



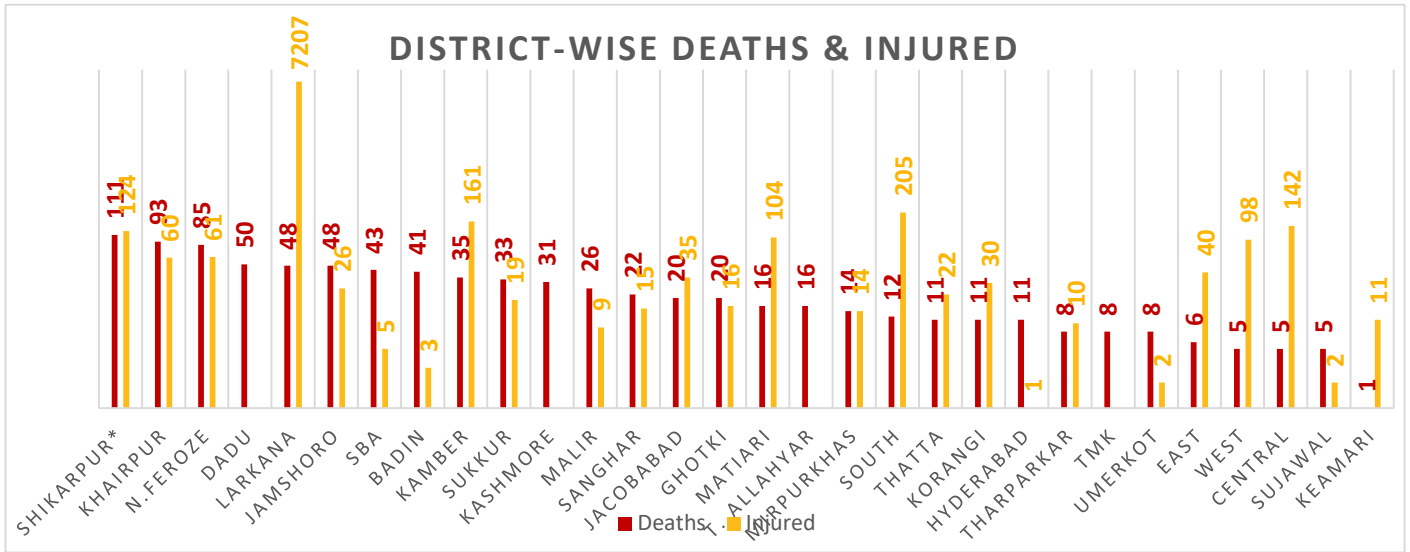
Rainfall Data Source: CM Portal

Weather Forecast

- Nothing to Report (NTR)



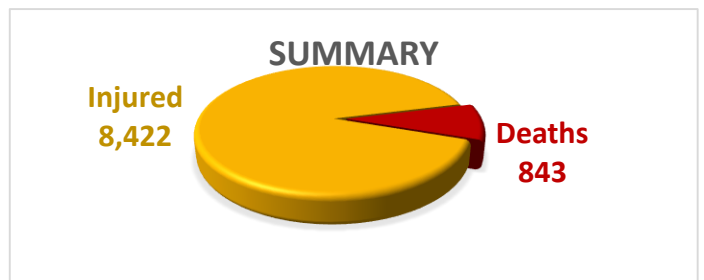
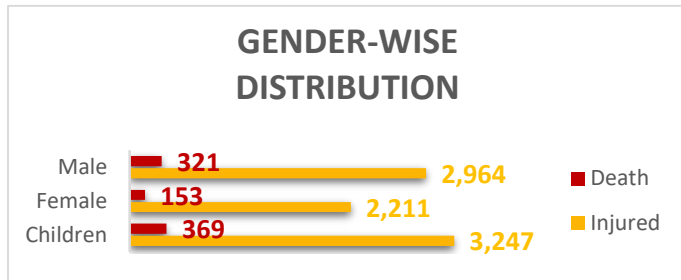
Summary of Losses



Death Data Source: Concerned Deputy Commissioners.

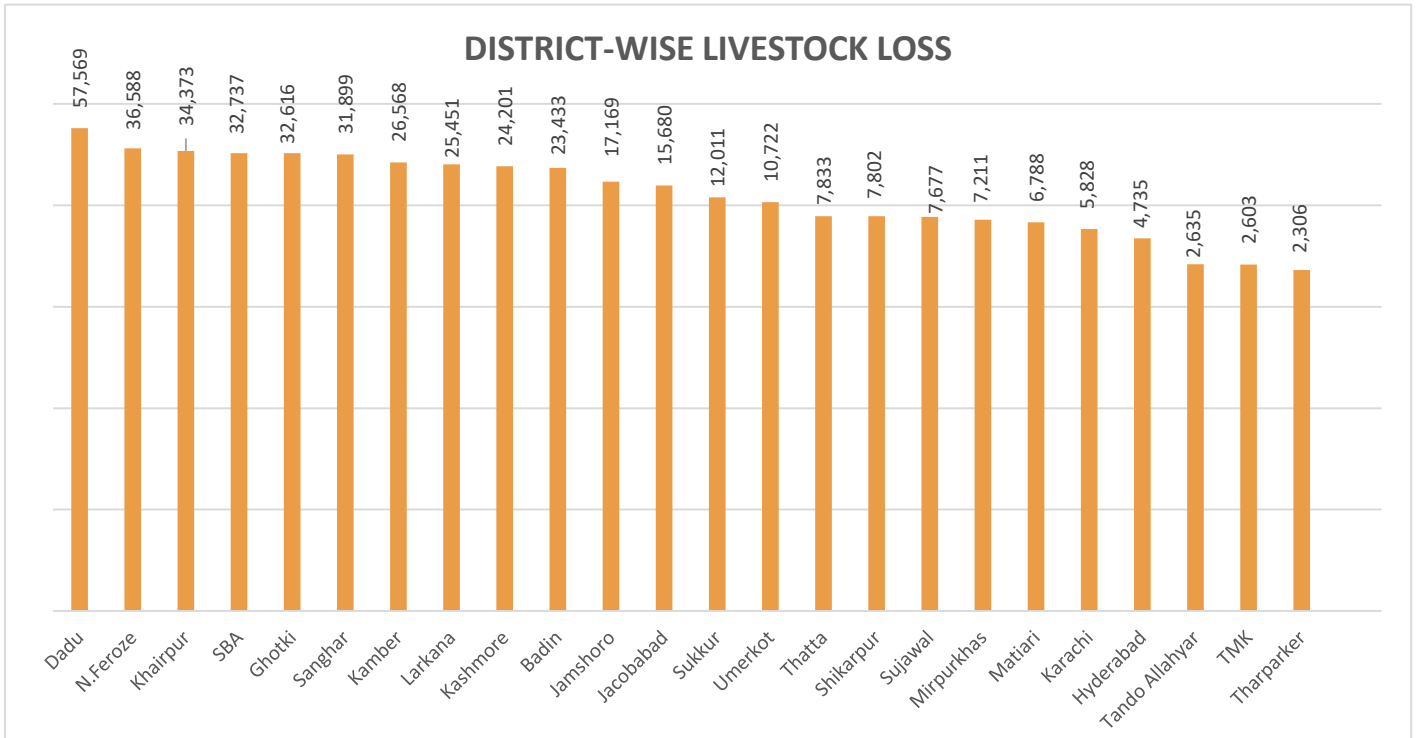
Injury Data Source: Directorate General Health Services, Hyderabad.

Note: - Deputy Commissioner Shikarpur has reported that 27 Males, 23 Females, and 61 Children have died due to Monsoon / Floods 2022



Case(s) reported during last 24 hours: (Already Included in Total)

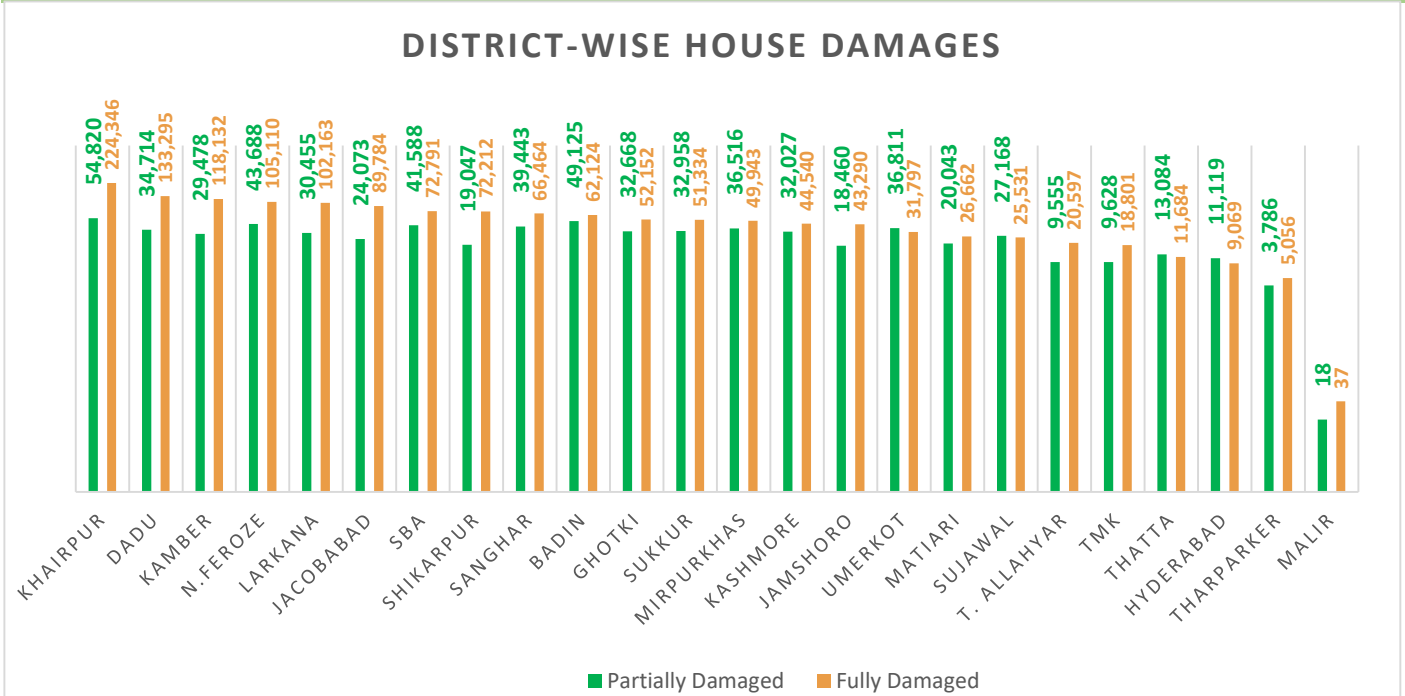
District	Gender	Age	Date of Death	Cause of Death
Shikarpur	Male	4 Years (Minor)	25-09-2022	Due to Drowning
	Male	7 Years (Minor)	25-08-2022	Due to Drowning
	Male	7 Years (Minor)	25-08-2022	Due to Fall of Roof
	Female	1 Year (Minor)	07-09-2022	Due to Fall of Roof
	Female	11 Years (Minor)	09-10-2022	Due to Drowning
	Female	11 Years (Minor)	22-08-2022	Due to Drowning
	Female	13 Years (Minor)	24-08-2022	Due to Drowning
	Female	12 Years (Minor)	01-09-2022	Due to Collapse of Wall
	Female	5 Years (Minor)	25-08-2022	Due to Drowning
	Female	3 Months (Minor)	25-08-2022	Due to Drowning
	Female	2 Years (Minor)	24-08-2022	Due to Drowning
	Female	8 Years (Minor)	27-08-2022	Due to Collapse of Wall
	Male	70 Years	25-08-2022	Due to Fall of Roof
	Male	72 Years	21-08-2022	Due to Fall of Roof
	Male	72 Years	22-08-2022	Due to Fall of Roof
	Male	71 Years	25-08-2022	Due to Fall of Roof
	Male	77 Years	29-08-2022	Due to Fall of Roof
	Male	57 Years	15-08-2022	Due to Fall of Roof



Total Livestock Perished: 436,435

Livestock Data Source: DG Livestock Sindh.

Summary of Infrastructure & Private Property Damage



Partially Damaged – 650,272

Fully Damaged – 1,436,914

Grand Total – 2,087,186

Source: Joint Survey.



Total Crop Area Damaged: 3,777,272

Source: Relief Department Sindh

Division	District	No. of UC's Affected	No. of Roads	Road (km)	Bridge	Culverts	Causeways (Rft)	Shop	Hotel	Masjid
Karachi	East	-	1	8	2	-	750	-	-	-
	West	-						-	-	-
	South	18						1	-	-
	Central	-						3	-	-
	Malir	14						7	-	-
	Korangi	2						-	-	-
	Keamari	32						-	-	-
Sub Total		66	1	8	2	-	750	11	-	-
Hyderabad	Hyderabad	160	13	76	2	-	-	-	-	-
	Jamshoro	30	42	516	15	9	1,375	-	-	-
	Dadu	66	65	569	6	99	-	-	-	-
	Matiari	30	7	83	-	-	-	-	-	-
	Tando Allahyar	28	37	344	6	92	-	-	-	-
	TMK	28	7	118	0	6	-	-	-	-
	Thatta	40	39	291	23	233	-	-	-	-
	Sujawal	37	30	426	57	272	-	-	-	-

Division	District	No. of UC's Affected	No. of Roads	Road (km)	Bridge	Culverts	Causeways (Rft)	Shop	Hotel	Masjid
	Badin	68	53	799	13	82	0	5	2	3
Sub Total		487	293	3,221	122	793	1,375	5	2	3
Sukkur	Sukkur	67	20	181	1	25	-	11	-	-
	Khairpur	88	110	622	2	83	-	13	-	3
	Ghotki	66	24	252	-	-	-	-	-	-
Sub Total		221	154	1,055	3	108	-	24	-	3
SBA	SBA	60	58	942	15	45	-	-	-	-
	N.Feroze	68	60	727	2	124	-	-	-	-
	Sanghar	73	52	296	10	119	-	-	-	-
Sub Total		201	170	1,965	27	288	-	-	-	-
Larkana	Larkana	68	24	192	1	54	-	-	-	-
	Kamber-Shahdadkot	52	51	173	3	158	-	-	-	-
	Shikarpur	55	23	258	-	38	-	-	-	-
	Jacobabad	44	66	166	-	65	-	-	-	-
	Kashmore	41	24	289	1	14	-	-	-	-
Sub Total		260	188	1,078	5	329	-	-	-	-
Mirpurkhas	Mirpurkhas	50	15	207	6	82	-	-	-	-
	Umerkot	42	21	332	-	69	-	-	-	-
	Tharparker	3	18	597	-	80	-	-	-	-
Sub Total		95	54	1,136	6	231	-	-	-	-
Grand Total		1,330	860	8,463	165	1,749	2,125	40	2	6

Source of UCs Affected: Relief Department Sindh

Source of Infrastructure Damage: Works & Services Department Sindh

Note: - Works & Services Department has reported that 2,548 Government buildings have been damaged.

POPULATION AFFECTED

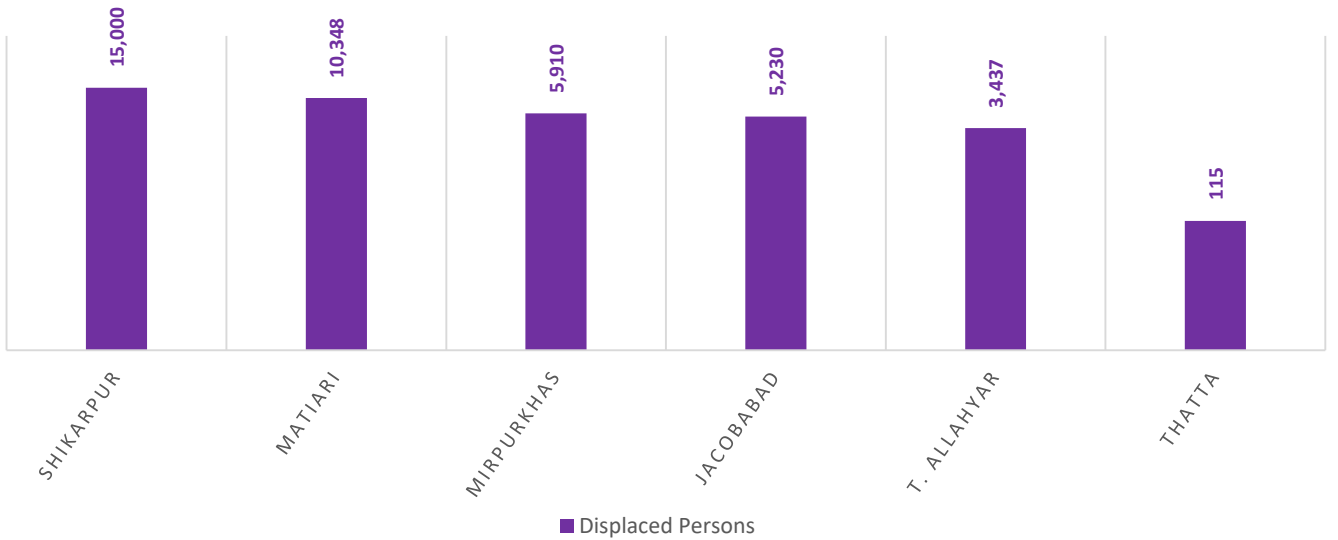


Total Population Affected: 12,356,860

Total Households Affected: 2,366,393

Source: Concerned Deputy Commissioners.

POPULATION DISPLACED



Total Number of Person Displaced: 40,040

Source: Concerned Deputy Commissioners.

Relief Camps Established by DDMAs / Deputy Commissioners

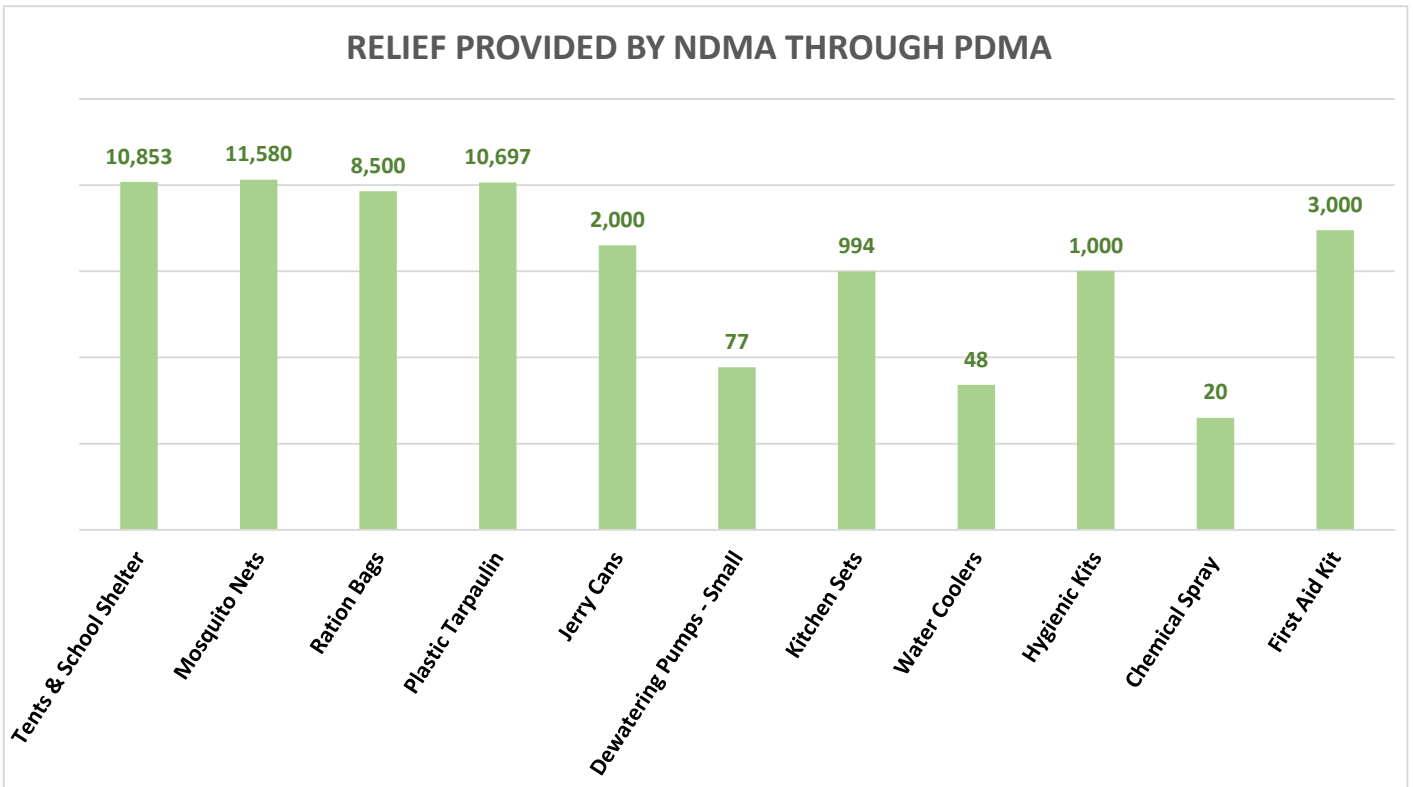
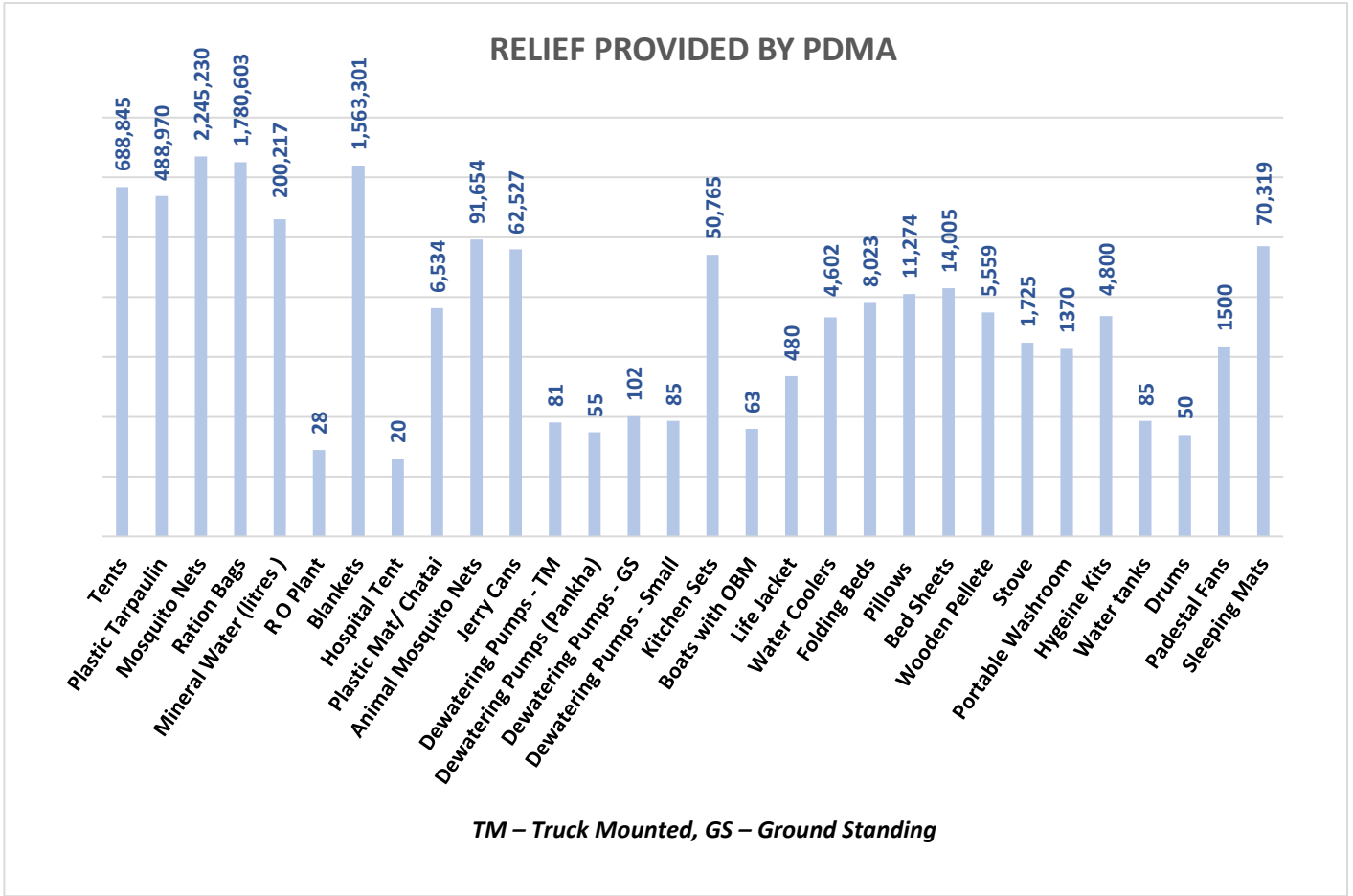
District	Relief Camps Established	Persons in Relief Camps (Last 24hrs)			
		M	F	C	Total
Matiari	1	-	-	-	315
Grand Total	1	-	-	-	315

Source: Concerned Deputy Commissioners of Sindh.

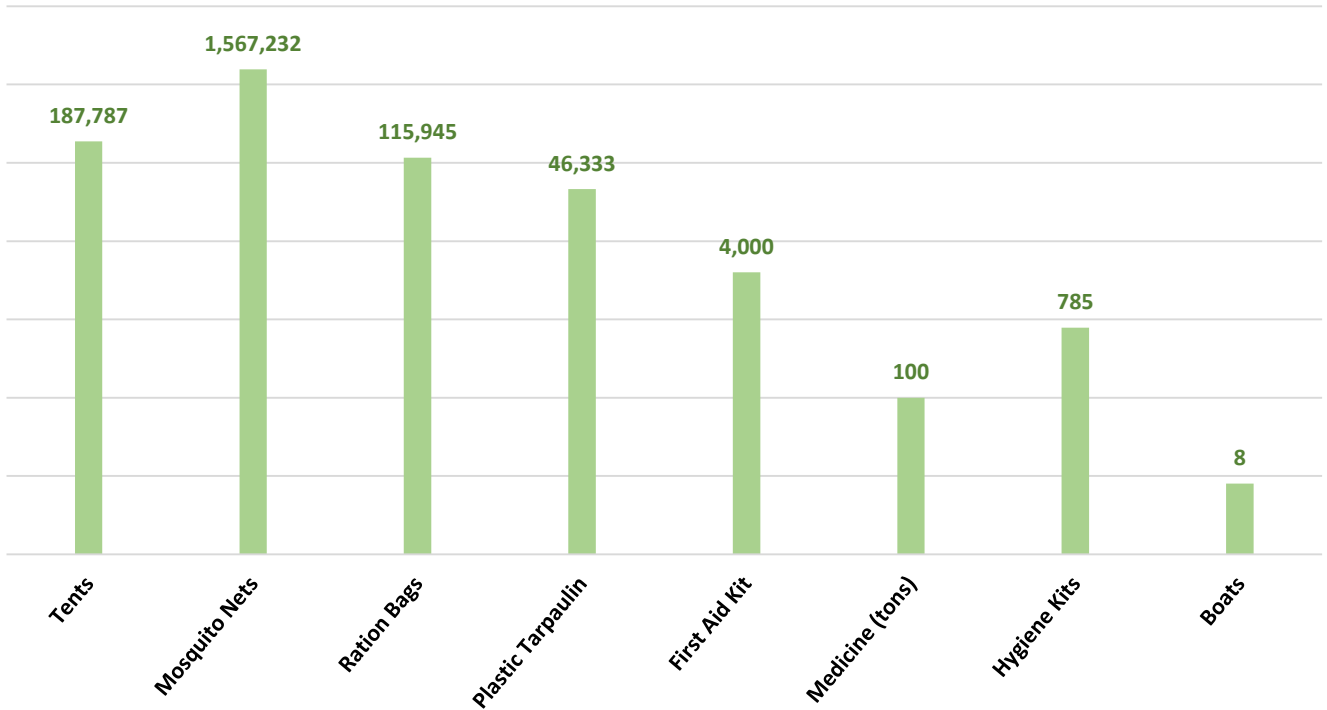
Tent Cities Established by DDMAs / Deputy Commissioners

S#	District	Tent Cities				
		No: Tent Cities/Village Established	No of Population in Tents Cities/Villages			
			M	F	C	Total
1	Malir	1	-	-	-	5,132
2	Jamshoro	2	-	-	-	700
3	Matiari	1	-	-	-	320
Grand Total:		4	-	-	-	6,152

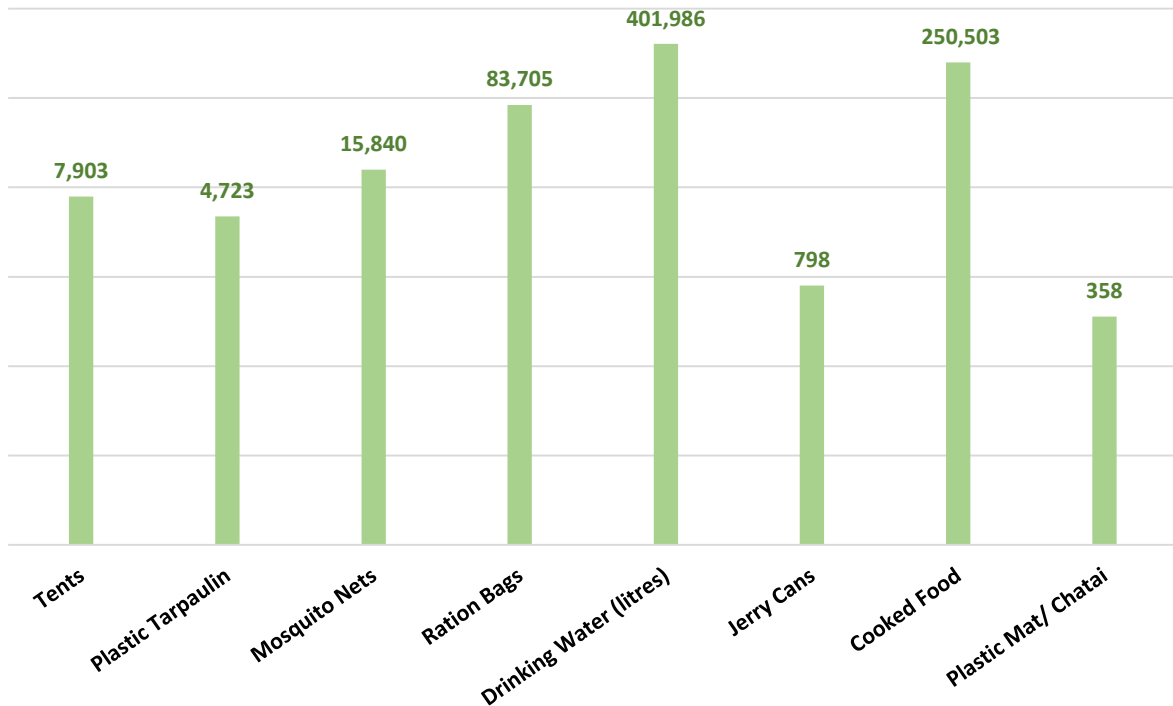
Source: Concerned Deputy Commissioners of Sindh.



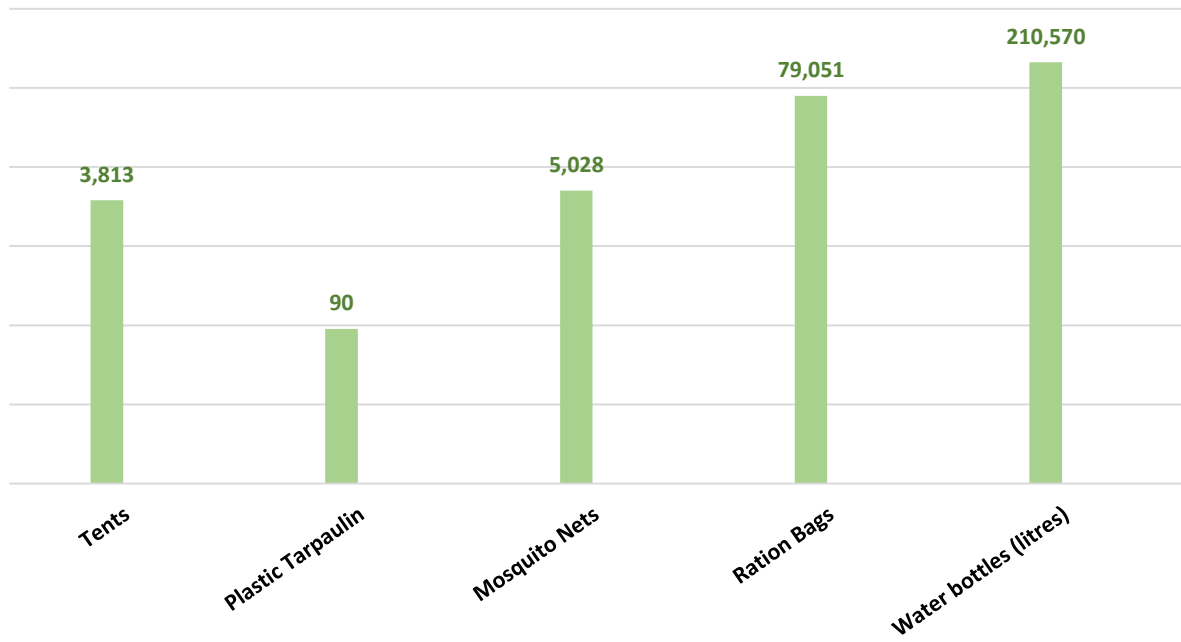
RELIEF PROVIDED BY NDMA THROUGH ARMY



RELIEF PROVIDED BY PAK NAVY



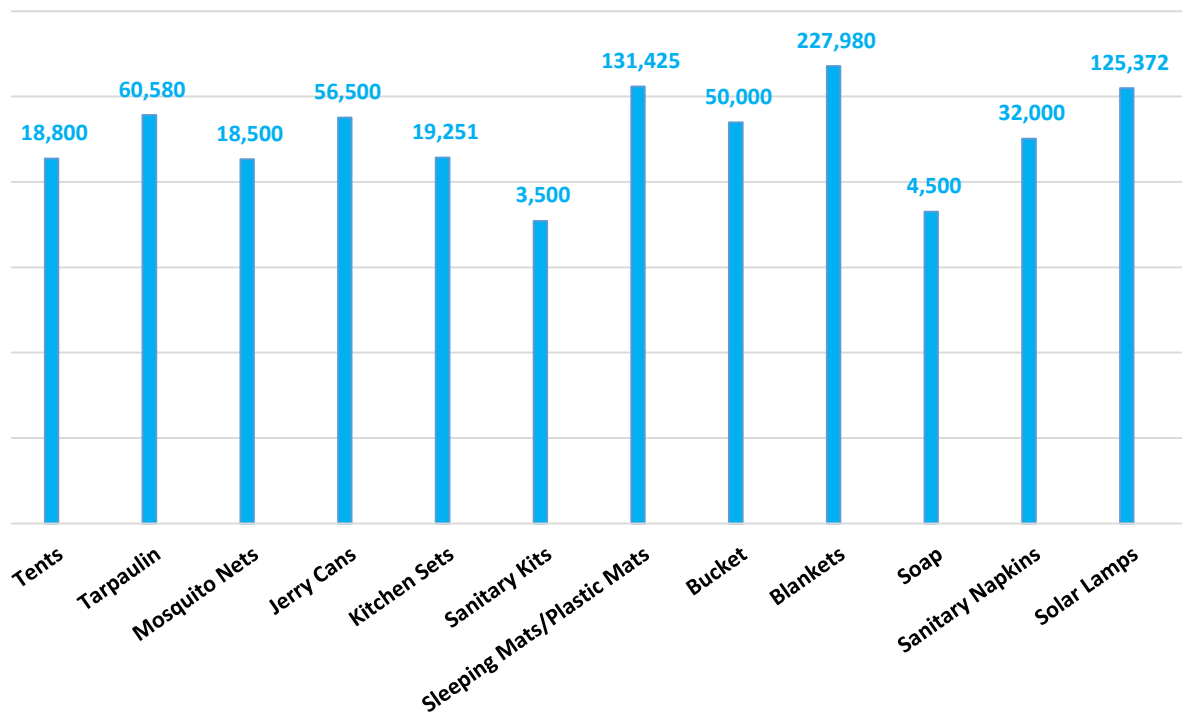
RELIEF PROVIDED BY PAK AIRFORCE



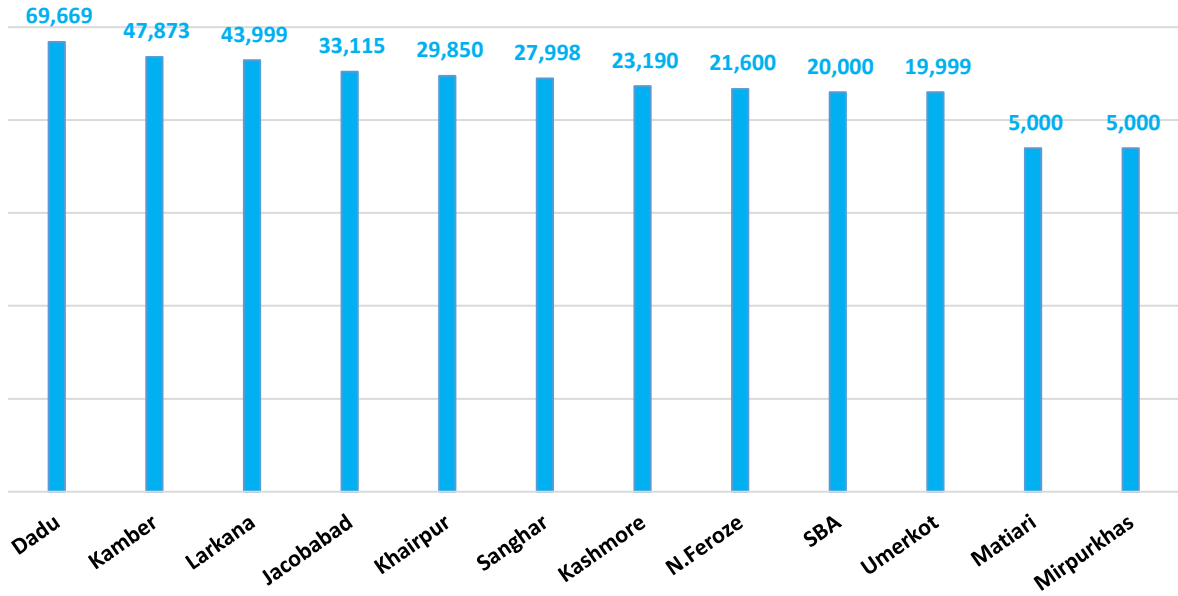
Others:

Organization	Relief
FGRF(INGO)	Cooked Food (Daigs) : 1058

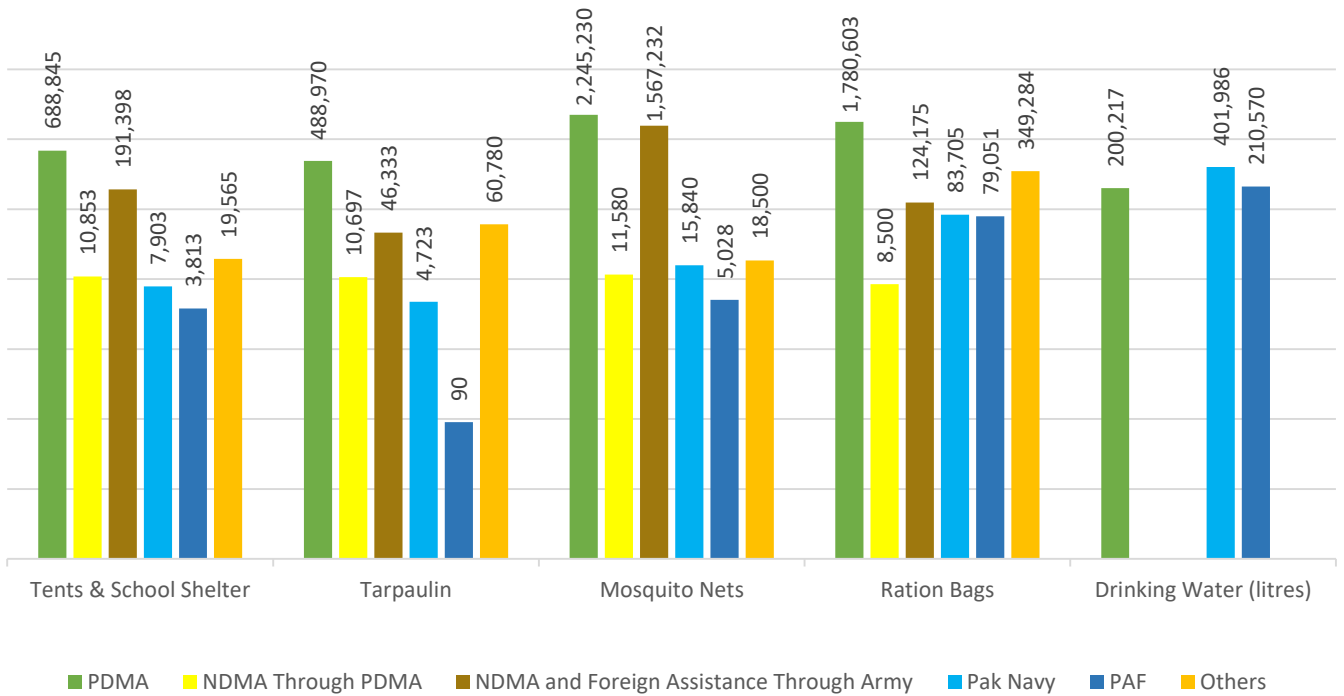
RELIEF PROVIDED BY UNHCR

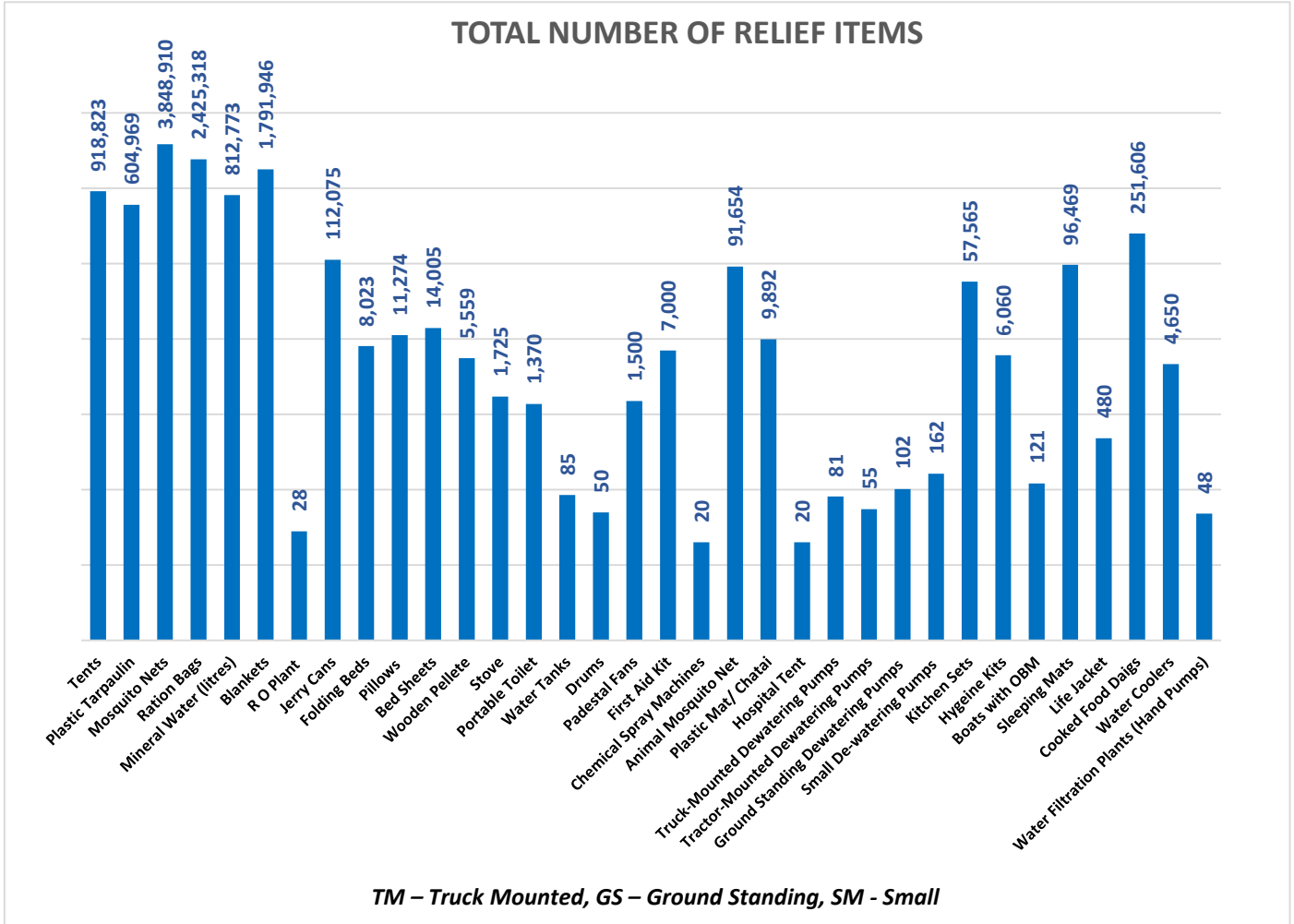


RATION BAGS PROVIDED BY UN-WFP



Combined Relief Provided





Sd/-
(WAQAR AHMED)
INCHARGE PEOC
PDMA SINDH